

series MEK_{192/N}

Connectors DIN 43650-C
for solenoid valves
side 15 mm series UM

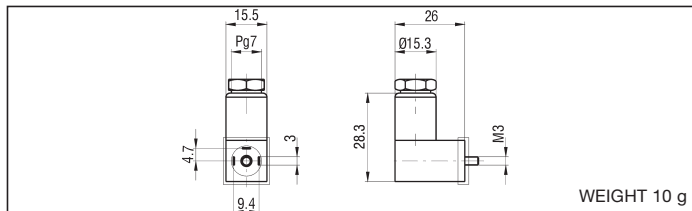
TECHNICAL DATA

Voltages	DC: MAX 300 V AC: MAX 250 V
Working temperature	-40 ÷ +90 °C
Versions	Basic With indicator light (LED) With indicator light (LED) and varistat (VDR) as electrical protection
Number of pins	2 + earthed
Nominal current	6 A
Maximum current	10 A
Contacts resistance	≤ 4 mOhm
Protection class	IP 65 EN 60529
Connector insulation class	IEC 664 / VDE 0110-1/89

***/EX** Consistent with the ATEX directive  II 2G IIC T6 Gb
II 2D Ex tb IIIC T85°C Db IP65/IP67

E.G.: **MEK192/N/EX**

MEK192/N



WEIGHT 10 g

DESCRIPTION	TYPE
Basic connector	MEK192/N*
Connector with led + VDR as protection 24 V DC/AC	MEK192/NVD 24 V CC/CA
Connector with led + VDR as protection 110 V DC/AC	MEK192/NVD 110 V CC/CA
Connector with led + VDR as protection 220 V DC/AC	MEK192/NVD 220 V CC/CA
Connector with led 24 V DC/AC	MEK192/NLED 24 V CC/CA
Connector with led 110/220 V DC/AC	MEK192/NLED 110/220 V CC/CA

series USR_{102/N9}

Connectors DIN 43650-B
for coils side 22 mm series
USB and series WE (3A)

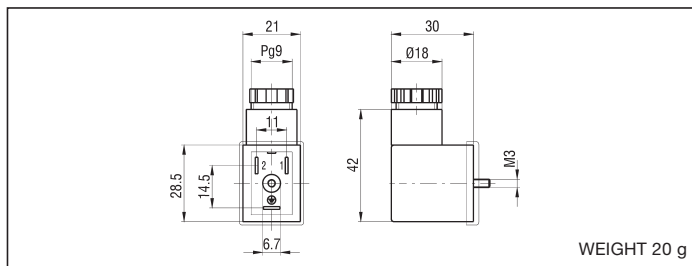
TECHNICAL DATA

Voltages	DC: MAX 300 V AC: MAX 250 V
Working temperature	-40 ÷ +90 °C
Versions	Basic With indicator light (LED) With indicator light (LED) and varistat (VDR) as electrical protection
Number of pins	2 + earthed
Nominal current	10 A
Maximum current	16 A
Contacts resistance	≤ 4 mOhm
Protection class	IP 65 EN 60529
Connector insulation class	IEC 664 / VDE 0110-1/89

***/EX** Consistent with the ATEX directive  II 2G IIC T6 Gb
II 2D Ex tb IIIC T85°C Db IP65/IP67

E.G.: **USR102/N9/EX**

USR102/N9



WEIGHT 20 g

DESCRIPTION	TYPE
Basic connector	USR102/N9*
Connector with led + VDR as protection 24 V DC/AC	USR102/N9VD 24 V CC/CA
Connector with led + VDR as protection 110 V DC/AC	USR102/N9VD 110 V CC/CA
Connector with led + VDR as protection 220 V DC/AC	USR102/N9VD 220 V CC/CA
Connector with led 24 V DC/AC	USR102/N9LED 24 V CC/CA
Connector with led 110/220 V DC/AC	USR102/N9LED 110/220 V CC/CA

series ULR_{1B}

Connectors DIN 43650-A for
solenoid valves side 30 mm series UL and
coils series USBG and series WE (2A, 5A)

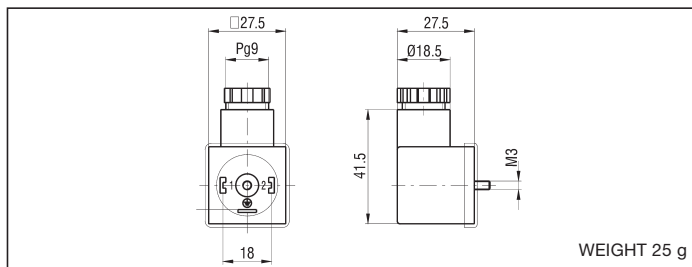
TECHNICAL DATA

Voltages	DC: MAX 300 V AC: MAX 250 V
Working temperature	-40 ÷ +90 °C
Versions	Basic With indicator light (LED) With indicator light (LED) and varistat (VDR) as electrical protection
Number of pins	2 + earthed
Nominal current	10 A
Maximum current	16 A
Contacts resistance	≤ 4 mOhm
Protection class	IP 65 EN 60529
Connector insulation class	IEC 664 / VDE 0110-1/89

***/EX** Consistent with the ATEX directive  II 2G IIC T6 Gb
II 2D Ex tb IIIC T85°C Db IP65/IP67

E.G.: **ULR1B/EX**

ULR1B



WEIGHT 25 g

DESCRIPTION	TYPE
Basic connector	ULR1B*
Connector with led + VDR as protection 24 V DC/AC	ULR1B/VD 24 V CC/CA
Connector with led + VDR as protection 110 V DC/AC	ULR1B/VD 110 V CC/CA
Connector with led + VDR as protection 220 V DC/AC	ULR1B/VD 220 V CC/CA
Connector with led 24 V DC/AC	ULR1B/LED 24 V CC/CA
Connector with led 110/220 V DC/AC	ULR1B/LED 110/220 V CC/CA